

REV 8 PRIME

SPECIFICATION SHEET
RETROFIT

QUIET CEILING DESIGN HIGH LUMEN RECESSED DOWNLIGHT

Housing

Aperture : Ø8.1" | Oversize Trim : 9.13" | Maximum Ceiling Thickness : 1.5"
Opening of Mounting Frame : 8" to 9" | Height : 8.6" | Weight : 16.13 lbs

Material

Housing : Forged Aluminum Heatsink
Reflector : Flow Forming Aluminum

Power Input

95W, 125W, 145W, 185W, 225W | 120V, 277V

Lumen Output

8,370 lm (95W), 10,685 lm (125W), 12,905 lm (145W), 21,205lm (185W),
24,865lm (225W)

Dimming

Superior 0-10V: dims to 1%, dims to dark
DMX : High resolution dims to 0.1%
TRC: Linear line-voltage phase control, dims to 1%
DALI: Dims to 10%

Color Quality

CRI 85, CRI 93

Rated Life

> 100,000 Hours (L70)

Finish



Black



White

Color Temperature



2700K



3000K



3500K



4000K

Optics



30°



45°



55°



Wide

Warranty

5 Year limited warranty



Listing



Precision Engineered For High Performance.

The REV series are a revolutionary range of 4, 6 and 8-inch aperture recessed downlights that feature a deep, double optical reflector design with high efficacy performance.

All downlights feature Colorflip™ Warm Dim, Tunable White and Archi-Color™ W+RGB technology for a truly versatile range of applications, and are available in new construction and retrofit configurations.



METEOR

meteor-lighting.com

SPECIFICATION

PROJECT NAME

DATE

CATALOG #

QUANTITY

R8PR	MODEL	REV 8 PRIME RETROFIT		
<input type="text"/>	WATTAGE	95 95W 185 185W	125 125W 225 225W	145 145W
<input type="text"/>	CCT / CRI	278 2700K / CRI 85 309 3000K / CRI 93	279 2700K / CRI 93 358 3500K / CRI 85	308 3000K / CRI 85 408 4000K / CRI 85
<input type="text"/>	VOLTAGE	120 120V	277 277V	
<input type="text"/>	DIMMING	NOD Non-Dimming DMX(RJ45) DMX dims to 0.1% (RJ45 Sockets)	SPV Superior 0-10V dims to 1%, dims to dark TRC^{1,2} Linear line-voltage phase control, dims to 1%	DMX DMX dims to 0.1% (XLR Sockets) DALI DALI dims to 10%
<input type="text"/>	BEAM ANGLE	30 30° WD³ Wide (With diffuser)	45 45°	55 55°
<input type="text"/>	FINISH*	BLK Black	WHT White	
<input type="text"/>	ACCESSORIES	NO No Accessories GR12⁵ Goof Ring 9.2" to 14" AWN⁷ Lutron Athena Wireless Node Standalone Module	DF⁴ Diffuser GR14⁶ Goof Ring 9.2" to 16" NX⁸ NX Radio Module Standalone Module	SPD⁵ Surge Protector EMP Remote Emergency Pack

¹ Option is only compatible with 120V² Option is not compatible with 225W³ Please factor in change in lumen output with WD -20%⁴ Please factor in change in lumen output with Diffuser (-20% with WD; -12% with other degrees)⁵ Surge protector for up to 10KV. Applicable for unstable mains or facilities using high power machineries⁶ Includes new reflector⁷ Option is only compatible with SPV, DALI⁸ Option is only compatible with SPV

* Finish indicates trim only, with standard matte silver reflector

TECHNICAL DETAILS

Electrical

- 8,370 lm (95W)
- 10,685 lm (125W)
- 12,905 lm (145W)
- 21,205 lm (185W)
- 24,865 lm (225W)
- Power Input: 120V or 277V
- Operating Temperature: -40°F~112°F
- Surge Protection: Built-in is 4KV
- Power Factor Greater than 0.9

LED Features

- Color Temperature : 2700K, 3000K, 3500K, 4000K
- CRI 85, CRI 93
- Long lasting LED luminaire tested under TM21 lumen maintenance L70 @ 100,000 Hrs

Optics

- Flow Forming Aluminum Reflector
- Beam Angle : 30°, 45°, 55°, Wide (With diffuser)

Advanced Dimming

- Proprietary VX Driver™ is incorporated to all dimming options for video flicker-free lighting
- Superior 0-10V: dims to 1%, dims to dark
- DMX : High resolution dims to 0.1% (Supports ANSI E1.20 RDM protocol)
- DALI: Dims to 10%

Not Compatible with 225W Option :

- TRC: Linear line-voltage phase control, dims to 1% (120V only)

Retrofit Housing

- Aperture : Ø8.1"
- Height : 8.6"
- Weight : 16.13 lbs
- Material : Forged Aluminum Heatsink
- Non-IC Rated, insulation must be kept >1ft from housing
- Oversize Trim : 9.13"
- Opening of Mounting Frame : 8" to 9" Max
- Maximum Ceiling Thickness : 1.5"
- Tool-less top access allows service from above and below
- Light engine, optics, and driver(s) accessible from below ceiling
- Goof Ring 14" : Aluminum, standard white finish; O. D. 16"; other size and finish available, please inquire

Warranty

- 5-year limited warranty

Listing

- ETL Damp Location Listed
- FCC

PERFORMANCE SUMMARY*

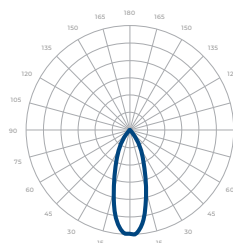
Delivered Lumens				
CCT/ WATTAGE	2700K	3000K	3500K	4000K
95W	7,290lm	7,960lm	8,230lm	8,370lm
125W	9,325lm	10,155lm	10,480lm	10,685lm
145W	11,305lm	12,285lm	12,660lm	12,905lm
185W	18,970lm	20,090lm	20,645lm	21,205lm
225W	22,250lm	23,560lm	24,210lm	24,865lm

Current Consumption		
WATTAGE / VOLT	120V	277V
95W	0.87A	0.38A
125W	1.15A	0.5A
145W	1.33A	0.58A
185W	1.65A	0.71A
225W	2.02A	0.87A

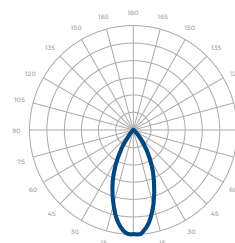
* Beam Angle 30° Tolerance ±8%

PHOTOMETRICS

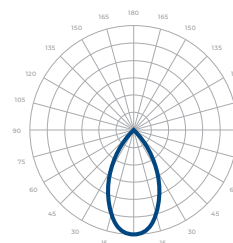
Below is a typical photometric representation of the Rev 8 Prime fixture. Please download IES files to ensure exact photometric value.



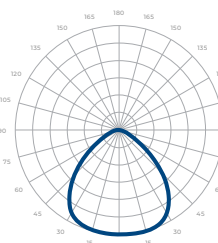
30°



45°



55°



WIDE

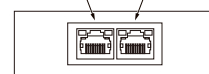
DMX REQUIREMENTS

The Rev 8 fixture with DMX is a **single channel dmx** unit. When placing an order, please indicate DMX address. (The DMX address will be listed on the back of the fixture). Do not connect more than 32 fixtures per DMX daisy chain.

The fixture can be connected with RJ45 or XLR sockets. DMX cables **are not** included; please refer to compatible DMX cabling list for more information. The final fixture on each daisy chain should be terminated by the use of a DMX terminator purchased from a 3rd party or from Meteor.

CONNECTION	RJ45 (CAT5e)	5-PIN XLR
Common	WHITE/BROWN(PIN7) & BROWN (PIN 8)	PIN 1
Signal -	ORANGE (PIN 2)	PIN 2
Signal +	WHITE/ORANGE (PIN 1)	PIN 3
Spare	-	PIN 4
Spare	-	PIN 5

DMX IN DMX OUT



RJ45 Sockets



DMX IN DMX OUT

XLR Sockets

COMPATIBLE DMX CABLING LIST

DMX uses a cable consisting of two twisted pairs plus a shield to carry data. The cable must be specifically impedance matched for the digital DMX signal, meaning that microphone cable or other non-rated cable **must not be used to carry DMX**. Network cable (Cat5, 5e or 6 cable) may be used to carry DMX in an installation; however special consideration must be given to shielding and termination. Under no circumstances should solid core cable like Cat5 be terminated into a screw down connector.

Meteor recommends the use of Belden 9729 or Belden 9841 for DMX installation. Belden 9729/9841 is a two pair cable, which allows for a spare pair for 'out and back' type terminations if needed.

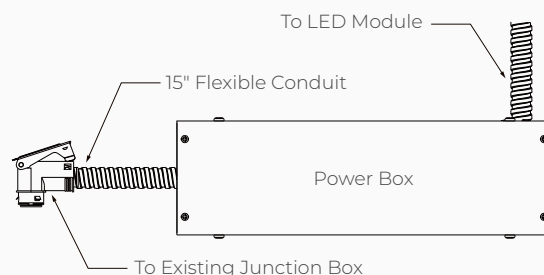
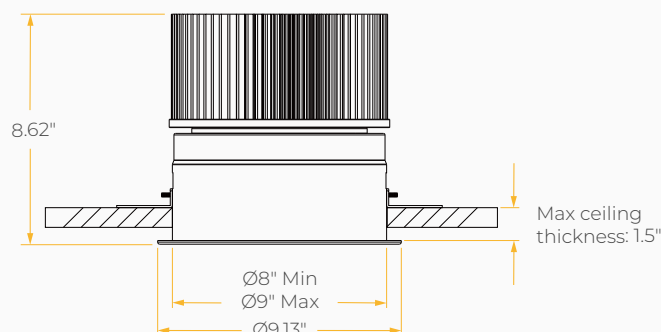
COMPATIBLE TRC DIMMER LIST

PART NO.					
Lutron DVCL-153P	Lutron TGCL-153P	Lutron S-600P	Lutron SELV-300P	Lutron CT-103P	Lutron DV603P
Lutron MAELV600	Lutron FAELV500	Lutron SCL-153P	Lutron MACL-153M	Lutron DVLV600P	Lutron RRD-6CL
Leviton IPI06-1LZ	Leviton VPE06	Leviton 6673-10W	Leviton VPI06-ILT	Leviton 6161	Leviton LGCL-153PL
Leviton IPL06	Cooper DLC03P-W	Cooper SLC03P	Cooper DAL06P	Cooper AAL06A-C2	

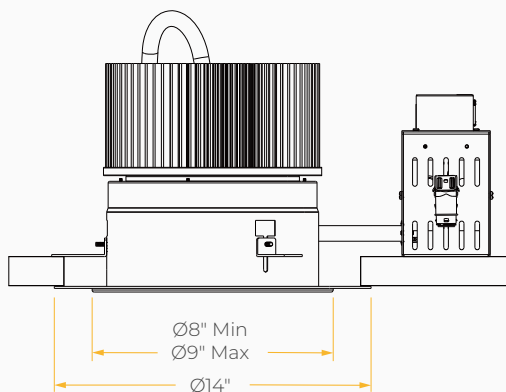
COMPATIBLE LDE1 DIMMER LIST

LUTRON PART NO.						
RMJ-ECO32-DV-B	FCJ/FCJS-ECO	QSN-1ECO-S	QSN-2ECO-S	QSGRJ-_E	QSGR-_E	QP2-_ _ 2C
QP2-_ _ 4C	QP2-_ _ 6C	QP2-_ _ 8C	LQSE-2ECO-D			

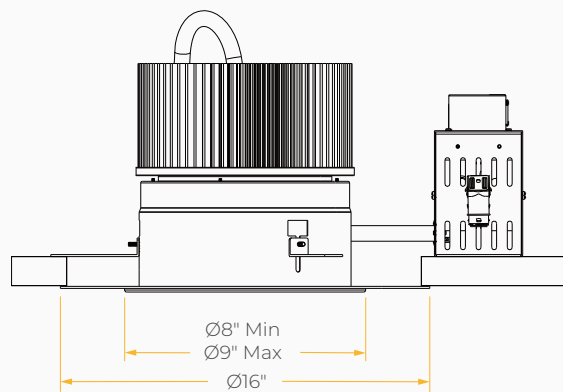
DIMENSIONS



Goof Ring 12



Goof Ring 14



DIMENSIONS

Lutron Athena Wireless Node / NX Radio Standalone Module

