

REV 4

QUIET CEILING DESIGN HIGH LUMEN RECESSED DOWNLIGHT

Housing

Aperture : Ø4.3" | Oversize Trim : 5.3" | Maximum Ceiling Thickness : 2"
Opening of Mounting Frame : 4.7" to 5.1" | Height : 8" | Weight : 7 lbs

Material

Housing : Extruded Aluminum
Reflector : Flow Forming Aluminum

Power Input

W+RGB:
50W(White=25W, RGB=25W) | 120-277V
W+Hue:
50W(White=33W, HSV=17W) | 120-277V

Lumen Output

W+RGB: 3,250 lm (50W)
W+Hue: 3,860 lm (50W)

Dimming

DMX : High resolution dims to 0.1%

Color Quality

CRI 85

Rated Life

> 60,000 Hours (L70)

Finish



Black



White

Color Temperature



3000K



Archi-Color™

Optics



45°



55°

Warranty

5 Year limited warranty

Listing




SPECIFICATION SHEET ARCHI-COLOR™ W+RGB & W+HUE RETROFIT

Precision Engineered For High Performance.

4-inch aperture high lumen recessed downlight utilizing Meteor Lighting's proprietary Archi-Color™ solution, that gives you True White light and unlimited RGB possibilities.

This product is compatible with all DMX control systems and follows ANSI E1.20 RDM protocol. You can now get white and RGB colors all from a single light source.



METEOR

meteor-lighting.com

SPECIFICATION

PROJECT NAME

DATE

CATALOG #

QUANTITY

RS4R	MODEL	REV 4 RETROFIT		
50	WATTAGE	50 50W		
	CCT / CRI	308C 3000K + RGB / CRI 85 Archi-Color™ W+RGB	308U 3000K + RGB / CRI 85 Archi-Color™ W+Hue	
	VOLTAGE	120 120V	277 277V	
	DIMMING	DMX DMX dims to 0.1% (XLR Sockets)	DMX(RJ45) DMX dims to 0.1% (RJ45 Sockets)	DMXP DMX dims to 0.1% (Terminal Block)
	BEAM ANGLE	45 45° with standard trim	55 55° with low trim	
	FINISH*	BLK Black	WHT White	

* Finish indicates trim only, with standard matte silver reflector

TECHNICAL DETAILS

Electrical

- Archi-Color™ W+RGB:
3,250 lm (50W | White = 25W, RGB = 25W)
- Archi-Color™ W+Hue:
3,860 lm (50W | White = 33W, HSV = 17W)
- Power Input: 120V or 277V
- Operating Temperature: -20°F~104°F
- Surge Protection: Built-in is 4KV
- Power Factor Greater than 0.9

LED Features

- Color Temperature: 3000K + Archi-Color™ W+RGB / W+Hue
- CRI 85
- Long lasting LED luminaire tested under TM21 lumen maintenance L70 @ 60,000 Hrs

Optics

- Flow Forming Aluminum Reflector
- Beam Angle : 45°, 55°

Advanced Dimming

- Proprietary VX Driver™ is incorporated to all dimming options for video flicker-free lighting
- DMX : High resolution dims to 0.1% (Supports ANSI E1.20 RDM protocol)

Retrofit Housing

- Aperture : Ø4.3"
- Height : 8"
- Weight : 7 lbs
- Material : High Pressure Aluminum
- Non-IC Rated, insulation must be kept >1ft from housing
- Oversize Trim : 5.3"
- Opening of Mounting Frame : 4.7" to 5.1" Max
- Maximum Ceiling Thickness : 2"
- Tool-less top access allows service from above and below
- Light engine, optics, and driver(s) accessible from below ceiling

Warranty

- 5-year limited warranty

Listing

- ETL Damp Location Listed
- FCC
- CE
- UKCA

PERFORMANCE SUMMARY*

Lumen Performance (W+RGB)				
	R	G	B	W
50W	120lm	1,000lm	115lm	2,015lm

Wattage (W+RGB)				
Channel	R	G	B	W
Fixture Wattage				
50W	8W	8W	8W	25W

Lumen Performance (W+Hue)				
	R	G	B	W
50W	170lm	1,690lm	190m	2,170lm

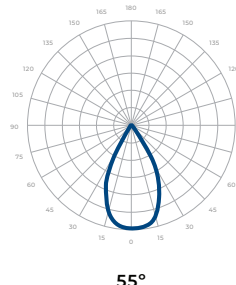
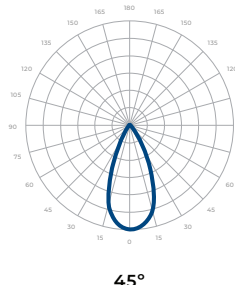
Wattage (W+Hue)		
Channel	HSV*	W
Fixture Wattage		
50W	17W	33W

*The output power of any color generated through the three channels of HSV.

Current Consumption		
WATTAGE / VOLT	120V	227V
50W	0.48A	0.21A

PHOTOMETRICS

Below is a typical photometric representation of the Rev 4 fixture. Please download IES files to ensure exact photometric value.



DMX REQUIREMENTS

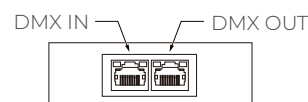
The Rev 4 Archi-Color™ fixture with DMX is a **four channel dmx** unit. When placing an order, please indicate DMX address. (The DMX address will be listed on the back of the fixture). Do not connect more than 32 fixtures per DMX daisy chain.

DMX Address (W+RGB)				
Fixture	Red Control (ex. X)	Green Control (ex. X+1)	Blue Control (ex. X+2)	White Control (ex. X+3)
#1	1	2	3	4
#2	5	6	7	8
#3	9	10	11	12

DMX Address (W+Hue)				
Channel / Fixture	Hue (H)	Saturation (S)	Value / Intensity (V)	White Control (W)*
#1	1	2	3	4
#2	5	6	7	8
#3	9	10	11	12

The fixture can be connected with RJ45 or XLR sockets. DMX cables **are not** included; please refer to compatible DMX cabling list for more information. The final fixture on each daisy chain should be terminated by the use of a DMX terminator purchased from a 3rd party or from Meteor.

CONNECTION	RJ45 (CAT5e)	5-PIN XLR
Common	WHITE/BROWN (PIN 7) & BROWN (PIN 8)	PIN 1
Signal -	ORANGE (PIN 2)	PIN 2
Signal +	WHITE/ORANGE (PIN 1)	PIN 3
Spare	-	PIN 4
Spare	-	PIN 5



RJ45 Sockets



DMX IN DMX OUT

XLR Sockets

COMPATIBLE DMX CABLING LIST

DMX uses a cable consisting of two twisted pairs plus a shield to carry data. The cable must be specifically impedance matched for the digital DMX signal, meaning that microphone cable or other non-rated cable **must not be used to carry DMX**. Network cable (Cat5, 5e or 6 cable) may be used to carry DMX in an installation; however special consideration must be given to shielding and termination. Under no circumstances should solid core cable like Cat5 be terminated into a screw down connector.

Meteor recommends the use of Belden 9729 or Belden 9841 for DMX installation. Belden 9729/9841 is a two pair cable, which allows for a spare pair for 'out and back' type terminations if needed.

COLOR TEMPERATURE CHART

This color temperature chart provides the precise values required to recreate specific color temperatures.

Color Temperature Chart (W+Hue)				
Channel	1	2	3	4
COLOR/CCT	Hue (H)	Saturation (S)	Value / Intensity (V)	White Control (W)*
RED	0	255	255	0
GREEN	85	255	255	0
BLUE	170	255	255	0
1900K	16	255	255	90
2700K	22	255	255	200
3000K	28	255	255	255
3500K	42	225	255	255
4000K	70	165	255	255
4500K	85	150	255	255
5000K	120	215	255	255
6500K	132	255	255	237

*The White Control channel adjusts the brightness of 3000K LEDs.

REV 4 QUIET CEILING DESIGN
HIGH LUMEN RECESSED DOWNLIGHT

DIMENSIONS

