

REV 4

SPECIFICATION SHEET
WARM DIM
NEW CONSTRUCTION

QUIET CEILING DESIGN HIGH LUMEN RECESSED DOWNLIGHT

Housing

Aperture : Ø4.3" | Oversize Trim : 5.3" | Ceiling Cutout : 5"
Maximum Ceiling Thickness : 2" | Height : 8" | Weight : 8.8 lbs

Material

Housing : Extruded Aluminum
Reflector : Flow Forming Aluminum

Power Input

20W, 40W | 120V, 277V

Lumen Output

1,600 lm (20W), 3,050 lm (40W)

Dimming

Superior 0-10V : dims to 1%, dims to dark
DMX : High resolution dims to 0.1%

Color Quality

CRI 85

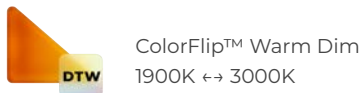
Rated Life

> 60,000 Hours (L70)

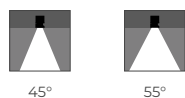
Finish



Color Temperature



Optics



Warranty

5 Year limited warranty

Listing



Precision Engineered For High Performance.

4-inch aperture high lumen recessed downlight utilizing Meteor Lighting's proprietary ColorFlip™ Warm Dim solution, that results in superior efficacy and heat management.

This product is compatible with all existing 0-10V and DMX control systems. Bringing ambient lighting to your spaces.



METEOR

meteor-lighting.com

SPECIFICATION

PROJECT NAME

DATE

CATALOG #

QUANTITY

RS4N	MODEL	REV 4 WITH NEW CONSTRUCTION FRAME		
	WATTAGE	20 20W	40 40W	
WDIM	CCT / CRI	WDIM 1900K - 3000K		
	VOLTAGE	120 120V	277 277V	
	DIMMING	SPV Superior 0-10V dims to 1% dims to dark	DMX DMX dims to 0.1% (XLR Sockets)	DMX(RJ45) DMX dims to 0.1% (RJ45 Sockets)
	BEAM ANGLE	45 45° with Standard Trim	55 55° with Low Trim	
	FINISH*	BLK Black	WHT White	
	ACCESSORIES	NO No Accessories	SCA410 Sloped Ceiling Adapter 8°-12°	

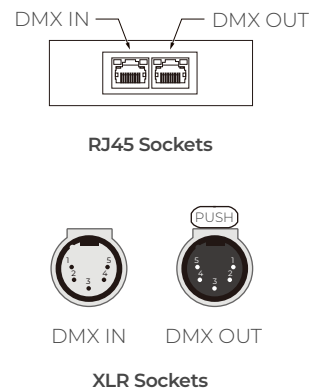
* Finish indicates Trim only, with standard matte silver reflector.

DMX REQUIREMENTS

The Rev 4 fixture with DMX is a **single channel dmx** unit that dims both intensity and color temperature between 1900K <-> 3000K. When placing an order, please indicate DMX address. (The DMX address will be listed on the back of the fixture). Do not connect more than 32 fixtures per DMX daisy chain.

The fixture can be connected with RJ45 or XLR sockets. DMX cables **are not** included; please refer to compatible DMX cabling list for more information. The final fixture on each daisy chain should be terminated by the use of a DMX terminator purchased from a 3rd party or from Meteor.

CONNECTION	RJ45 (CAT5e)	5-PIN XLR
Common	WHITE/BROWN(PIN7) & BROWN (PIN 8)	PIN 1
Signal -	ORANGE (PIN 2)	PIN 2
Signal +	WHITE/ORANGE (PIN 1)	PIN 3
Spare	-	PIN 4
Spare	-	PIN 5



COMPATIBLE DMX CABLING LIST

DMX uses a cable consisting of two twisted pairs plus a shield to carry data. The cable must be specifically impedance matched for the digital DMX signal, meaning that microphone cable or other non-rated cable **must not be used to carry DMX**. Network cable (Cat5, 5e or 6 cable) may be used to carry DMX in an installation; however special consideration must be given to shielding and termination. Under no circumstances should solid core cable like Cat5 be terminated into a screw down connector.

Meteor recommends the use of Belden 9729 or Belden 9841 for DMX installation. Belden 9729/9841 is a two pair cable, which allows for a spare pair for 'out and back' type terminations if needed.

DIMENSIONS

