

REIZEN

INDIRECT ASYMMETRIC LUMINAIRE

SPECIFICATION SHEET
OUTDOOR & NATATORIUM
ARCHI-COLOR™ W+RGB

Housing

Diameter : 13" x 9.8" x 4.3" | Weight : 19.8 lbs

Material

Housing: High Pressure Die-Cast Aluminum
Lens: Tempered Glass

Power Input

150W | 120-277V

Lumen Output

11,265 lm (150W)

Dimming

DMX: High resolution dims to 0.1% (Supports ANSI E1.20 RDM protocol)

Color Quality

CRI 85

Rated Life

> 60,000 Hours (L70)

Finish



Black



White

Color Temperature



3000K

+



Archi-Color™ W+RGB

Optics



Asymmetric

Mounting



Stem
Mount



Wall
Mount

Warranty

5 Year limited warranty

Listing



Light Shaping Prismatic Technology

Using the latest light shaping prismatic technology, the Reizen offers smooth uniform asymmetric lighting up to 40,850 lumens, and is suitable for both outdoor and natatorium use. It features Tunable White and Archi-Color™ W+RGB color changing options, offering a subtle yet dramatic flair to any space.

Superior performance, in a compact-sized fixture is a true highlight of the Reizen luminaire, which are available in both sconce and pendant forms.



SPECIFICATION

PROJECT NAME

DATE

CATALOG #

QUANTITY

RI	MODEL	REIZEN		
150	WATTAGE	150	150W	
308C	CCT / CRI	308C	3000K +RGB / CRI 85 Archi-Color™ W+RGB with Remote Power	
UNV	VOLTAGE	UNV	120 – 277V	
DMXR	DIMMING	DMXR	DMX dims to 0.1% (RJ45 Sockets)	
ASY	BEAM ANGLE	ASY	Asymmetric	
	FINISH	BLK	Black	WHT White
	MOUNTING	WLM ¹	Wall Mount	ST4 Stem 4ft ST8 ² Stem 8ft
RM	POWER SUPPLY	RM ³	Remote Power Box	
	ACCESSORIES	NO	No Accessories	GSV ⁴ Glare Shield Visor
	RATING	OUT ⁵	Outdoor Rating	NAT ⁶ Natatorium Rating

¹ Wall Mount DMX wiring is through 3 DMX Positive / Negative / Common wires

² Includes two 4ft stem connected by an adapter

³ Remote power box is dry location only

⁴ Please factor in change in lumen output of -10%

⁵ Outdoor Rating: Coating and wiring will be changed to high UV resistant and corrosion resistant materials for long-term operation in outdoor environments.

⁶ Natatorium Rating: Coating and sealant will be changed to high corrosion resistant materials to prevent damage from long-term exposure to chlorine vapors.

TECHNICAL DETAILS

Electrical

- 11,265 lm (150W)
- Power Input: Universal (120-277V)
- Operating Temperature: -40°F~113°F
- Surge Protection: Built-in is 4KV
- Power Factor Greater than 0.9

LED Features

- Color Temperature: 3000K + Archi-Color™ W+RGB
- CRI 85
- Long lasting LED luminaire tested under TM21 lumen maintenance L70 @ 60,000 Hrs

Optics

- Precision molded high transmittance clear PC lens
- Beam Angle: Asymmetric

Advanced Dimming

- Proprietary VX Driver™ is incorporated to all dimming options for video flicker-free lighting
- DMX: high resolution dims to 0.1% (Supports ANSI E1.20 RDM protocol)

Housing

- Diameter & Weight: 13" x 9.8" x 4.3", 19.8lbs
- Diameter & Weight with Visor: 13" x 14.8" x 4.3", 22.9lbs
- Material: High Pressure Die-Cast Aluminum, Tempered Glass

Mounting

- Wall Mount with remote power box
- Stem Mount with remote power box

Warranty

- 5-year limited warranty

Listing

- ETL Wet Location Listed
- CE
- UKCA
- FCC
- IP 65

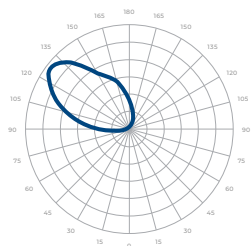
PERFORMANCE SUMMARY*

	Delivered Lumens			
LIGHT SOURCE/CCT	R (25W)	G (25W)	B (25W)	W (75W)
308C (150W)	310lm	2,750lm	205lm	8,000lm

*Beam Angle: Asymmetric * Tolerance ±8%

	Current Consumption	
Light Source	120V	277V
308C (150W)	1.38A	0.6A

PHOTOMETRICS



308C

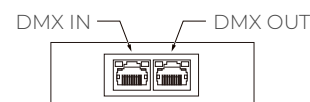
DMX REQUIREMENTS

The Reizen Archi-Color™ W+RGB fixture with DMX is a **four channel dmx** unit. When placing an order, please indicate DMX address. (The DMX address will be listed on the back of the fixture). Do not connect more than 32 fixtures per DMX daisy chain.

Fixture	DMX Address			
	Red Control (ex. X)	Green Control (ex. X+1)	Blue Control (ex. X+2)	White Control (ex. X+3)
#1	1	2	3	4
#2	5	6	7	8
#3	9	10	11	12

The fixture can be connected with RJ45 or XLR sockets. DMX cables **are not** included; please refer to compatible DMX cabling list for more information. The final fixture on each daisy chain should be terminated by the use of a DMX terminator purchased from a 3rd party or from Meteor.

CONNECTION	RJ45 (CAT5e)	5-PIN XLR
Common	WHITE/BROWN(PIN7) & BROWN (PIN 8)	PIN 1
Signal -	ORANGE (PIN 2)	PIN 2
Signal +	WHITE/ORANGE (PIN 1)	PIN 3
Spare	-	PIN 4
Spare	-	PIN 5



RJ45 Sockets



DMX IN DMX OUT

XLR Sockets

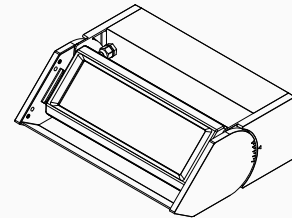
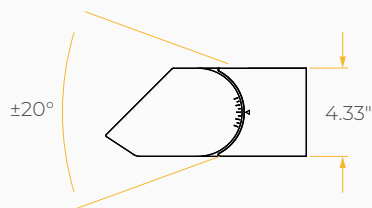
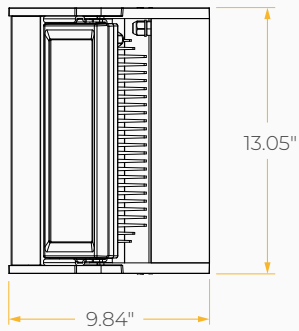
COMPATIBLE DMX CABLING LIST

DMX uses a cable consisting of two twisted pairs plus a shield to carry data. The cable must be specifically impedance matched for the digital DMX signal, meaning that microphone cable or other non-rated cable **must not be used to carry DMX**. Network cable (Cat5, 5e or 6 cable) may be used to carry DMX in an installation; however special consideration must be given to shielding and termination. Under no circumstances should solid core cable like Cat5 be terminated into a screw down connector.

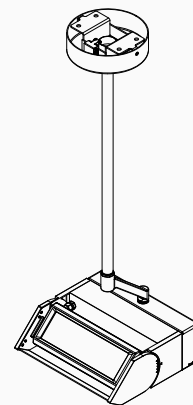
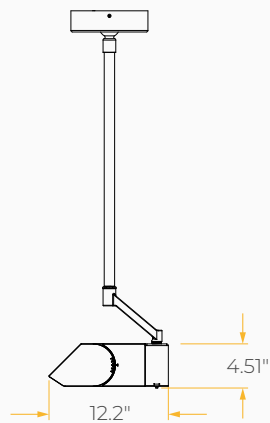
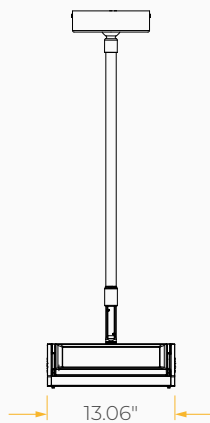
Meteor recommends the use of Belden 9729 for DMX installation. Belden 9729 is a two pair cable, which allows for a spare pair for 'out and back' type terminations if needed.

DIMENSIONS

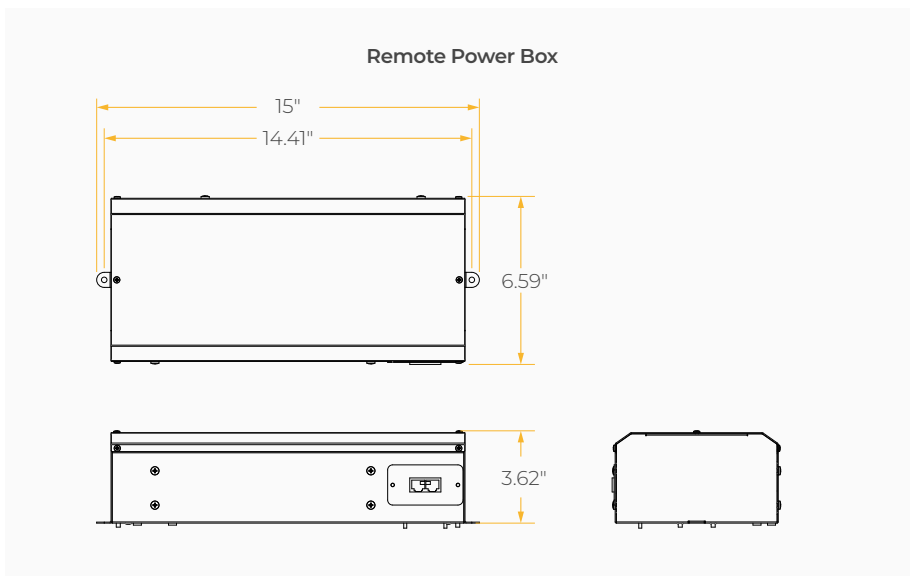
Wall Mount



Stem Mount



DIMENSIONS



ACCESSORIES

