

LANCE 4

SPECIFICATION SHEET
SINGLE SIDED

ARCHITECTURAL GRADE OUTDOOR WALL LUMINAIRE

Housing

Diameter : Ø4" | Height : 9.5" | Weight : 9.2 lbs

Material

Housing: Extruded Aluminum

Lens: Tempered Glass

Power Input

20W, 30W | 120, 277V

Lumen Output

1,460 lm (20W)

2,160 lm (30W)

Dimming

Standard 0-10V: Dims to 10%

Superior 0-10V: Dims to 1%

TRC: Linear line-voltage phase control, dims to 1%

Color Quality

CRI 85, CRI 93

Rated Life

> 60,000 Hours (L70)

Finish



Black



White



Gray



Bronze

Color Temperature



2700K



3000K



3500K



4000K

Optics



15°



30°



45°



60°



Wide

Warranty

5 Year limited warranty

Listing



Designed for Timeless Exteriors

The Lance 4 is a high-performing range of architectural outdoor wall mounted luminaires, that delivers up to 2,160 lumens combined.

It's the perfect balance between decorative and functional, allowing you to graze brilliant surfaces and textures to make a bold after-dark statement.



METEOR

meteor-lighting.com

SPECIFICATION

PROJECT NAME

DATE

CATALOG #

QUANTITY

LA4-SS	MODEL	LA4-SS Lance 4 Single Sided		
	DIRECTION	D Down	U Up	
	WATTAGE	20 20W	30 30W	
	CCT / CRI	278 2700K / CRI 85 309 3000K / CRI 93 408 4000K / CRI 85	279 2700K / CRI 93 358 3500K / CRI 85	308 3000K / CRI 85 359 3500K / CRI 93
UNV	VOLTAGE	UNV 120 – 277V		
	DIMMING	NOD Non-Dimming TRC¹ Linear line-voltage phase control, dims to 1%	STV Standard 0-10V dims to 10%	SPV Superior 0-10V dims to 1%
	BEAM ANGLE	15 15° 60 60°	30 30° WD² Wide	45 45°
	FINISH	BLK Black BRZ Bronze	WHT White	GRY Gray
	ACCESSORIES	NO No Accessories SL⁴ Solite Lens	WW³ Wall Wash 20° FW³ Forward Throw	LL³ Linear Lens
	RATING	OUT⁵ Outdoor Rating	NAT⁶ Natatorium Rating	MAR⁷ Marine Rating

¹ Option is only compatible with 120V

² Please factor in change in lumen output of -12% with WD

³ Option only available with 30° Beam Angle. Please factor in change in lumen output of -20%

⁴ Please factor in change in lumen output of -15%

⁵ Outdoor Rating: Coating and wiring will be changed to high UV resistant and corrosion resistant materials for long-term operation in outdoor environments.

⁶ Natatorium Rating: Coating and sealant will be changed to high corrosion resistant materials to prevent damage from long-term exposure to chlorine vapors.

⁷ Marine Rating: Uses high corrosion-resistant materials for the coating and sealant to prevent damage from long-term exposure to saltwater environment.

TECHNICAL DETAILS

Electrical

- 1,460 lm (20W)
- 2,160 lm (30W)
- Power Input: Universal (120/277V)
- Operating Temperature: 14°F~104°F
- Surge Protection: Built-in is 2.5KV
- Power Factor Greater than 0.9

LED Features

- Color Temperature: 2700K, 3000K, 3500K, 4000K
- CRI 85, CRI 93
- Long lasting LED luminaire tested under TM21 lumen maintenance L70 @ 60,000 Hrs

Optics

- Precision molded high transmittance clear PC lens
- Beam Angle: 15°, 30°, 45°, 60°, Wide

Advanced Dimming

- Proprietary VX Driver™ is incorporated to all dimming options for video flicker-free lighting
- Standard 0-10V: Dims to 10%
- Superior 0-10V: Dims to 1%
- TRC: Linear line-voltage phase control, dims to 1% (120V only)

Housing

- Diameter: Ø4"
- Height: 9.5"
- Material: Extruded Aluminum, Tempered Glass
- Weight: 9.2 lbs

Warranty

- 5-year limited warranty

Listing

- ETL Wet Location Listed
- CE
- FCC
- IP 65

PERFORMANCE SUMMARY*

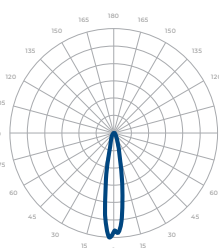
Delivered Lumens				
CCT/WATTAGE	2700K	3000K	3500K	4000K
20W	1,315lm	1,370lm	1,415lm	1,460lm
30W	1,945lm	2,035lm	2,100lm	2,160lm

Current Consumption		
WATTAGE / VOLT	120V	277V
20W	0.2A	0.09A
30W	0.3A	0.13A

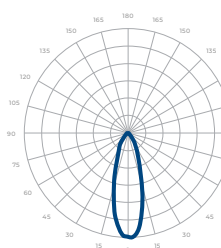
*Tolerance ±8%

PHOTOMETRICS

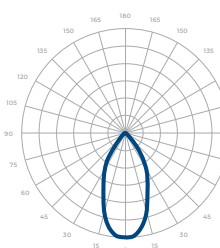
Below is a typical photometric representation of the Lance 4 fixture. Please download IES files to ensure exact photometric value.



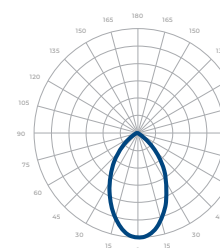
30°



45°



60°



WIDE

DIMENSIONS

