


# DEXT MINI SERIES

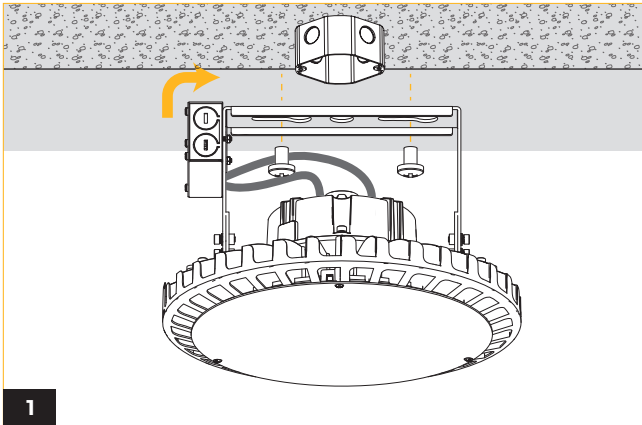
INSTALLATION GUIDE



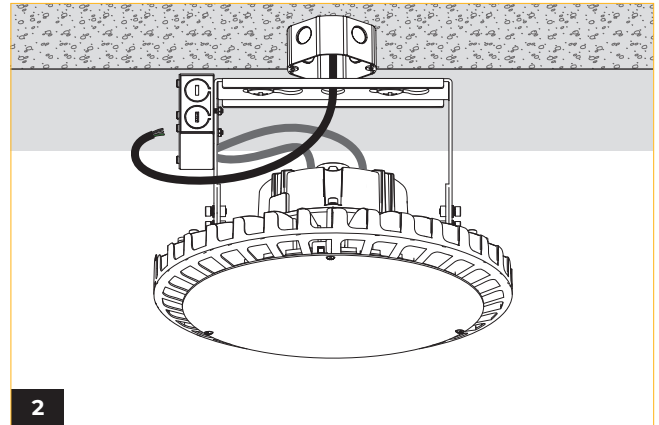
## **IMPORTANT SAFETY INFORMATION** READ AND FOLLOW ALL SAFETY INSTRUCTIONS

- Before wiring to power supply and during servicing or relamping, turn off power at fuse or circuit breaker.
- All servicing or relamping must be performed by qualified service personnel.
- Product must be grounded to avoid potential electric shock or other potential hazard.
- Product must be installed at locations and heights, in a manner consistent with its intended use, and in compliance with Electrical Code and local codes.

**SAVE THESE INSTRUCTIONS FOR FUTURE REFERENCE**



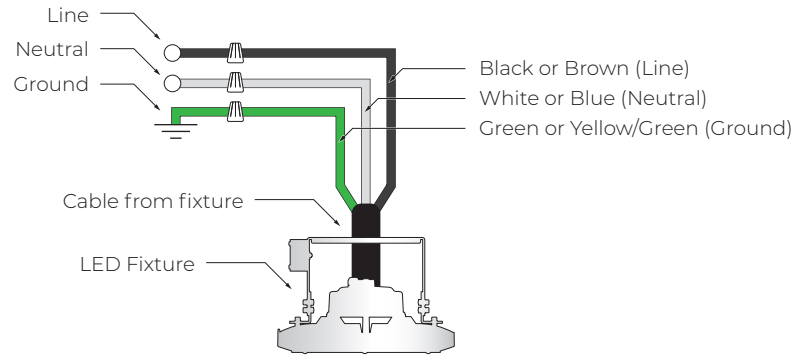
1 Secure mounting bracket to surface with mounting hardware that is sufficient to support weight of the fixture.



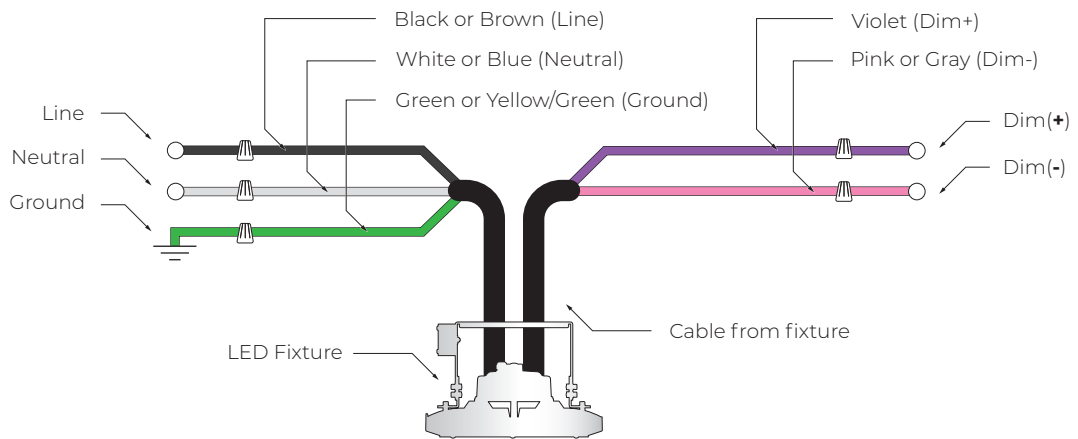
2 Make electrical connections between junction box according to the wiring diagram.

WIRING DIAGRAM

NOD (Non Dimming)



STV 0-10V



SPD (Surge Protector)

