

ADVANCED HIGH CEILING 4" Cylinder Series

*For tunable white option, please refer to Tunable White Version (ColorFlip™) spec sheet.

Quantity
Project
Note
Type

An attractive 4-inch Cylinder downlight with lumen package ranging from 900 to 6000lm, suited for commercial spaces with various mounting heights.



Electrical System

- 1580lm (15W; 120V/0.17A)
- 2370lm (25W; 120V/0.23A)
- 2850lm (35W; 120V/0.34A)
- 4575lm (45W; 120V/0.45A)
- 6070lm (65W; 120V/0.64A)
- Power Input: Universal (120-277V)
- Operating Temperature: -13°F~112°F
- Surge Protection: 2.5KV

LED Technology

- 2700K, 3000K, 3500K, 4000K, 5000K
- 85 CRI for 2700K, 3000K, 3500K, 4000K
- 75 CRI for 5000K
- 93 CRI for 2700K, 3000K, 3500K (optional)
- Rated Life > 60,000 Hours (L70)

Optical

- Beam Angle: 15°, 25°, 35°, 60° (with diffuser)
- Glowing Ring Option (provides an extra vertical share of light)



Standard
(Without Ring)



Glowing Ring

Versatile Dimming

- DMX: high resolution 4,096 steps to <0.1%
- Standard 0-10V: dims to 10%
- Superior 0-10V: dims to less than 1%
- TRIAC: Line-voltage phase control, dims to 1% (120V only)

Housing

- Diameter: 4.8" (122mm)
- Height: 12.6" (320mm)
- Material: Aluminum
- Weight: 8 lbs

Mounting

- Surface Mount
- Stem 2ft or 4ft; 45° Swivel Canopy Included
- Adjustable Aircraft Cable 10ft
- Wall Mount

Warranty

- 5 year limited warranty

Listing

- UL Dry Location Listed





ADVANCED HIGH CEILING

4" Cylinder Series

How To Specify:

Ordering Example: 4CS-45-408-UNV-DMX-25-STD-BLK-SUM

Model	Wattage	CCT / CRI	Voltage	Dimming
4CS	-	-	UNV	-
4CS 4" Cylinder	15 15W 25 25W 35 35W 45 45W 65¹ 65W	278 2700K / CRI85 308 3000K / CRI85 358 3500K / CRI85 408 4000K / CRI85 507 5000K / CRI75 279 2700K / CRI93 309 3000K / CRI93 359 3500K / CRI93	UNV 120-277V	SPV Superior 0-10V <1% STV Standard 0-10V <10% DMX DMX <0.1% (XLR Sockets) DMX(RJ45) DMX <0.1% (RJ45 Sockets) TRC² TRIAC <1% (120V ONLY)
	¹ Option is not compatible with TRIAC .			² 120V only.

Beam Angle	Rim Finish	Finish	Mounting	Accessories
	-	-	-	-
15 15° 25 25° 35 35° 60³ 60°	 STD Without Ring  GLR Glowing Ring	BLK Black WHT White	SUM Surface Mount ST2 Stem 2ft ST4 Stem 4ft AD10 Adjustable Cable 10ft WLM⁴ Wall Mount	DF⁵ Diffuser ⁵ Please factor in change in lumen output with diffuser (-20% with 100°; -12% with other degrees)
³ MUST order with diffuser .			⁴ Option is not compatible with DMX .	

ADVANCED HIGH CEILING

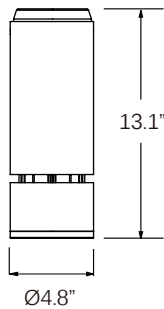
4" Cylinder Series

Delivered Lumens*

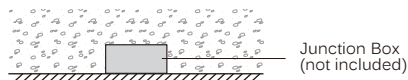
	15W	25W	35W	45W	65W
CCT	Beam Angle: 25°				
5000K	1580 lm	2370 lm	2850 lm	4575 lm	6070 lm
4000K	1500 lm	2205 lm	2690 lm	4305 lm	5650 lm
3500K	1460 lm	2180 lm	2620 lm	4210 lm	5590 lm
3000K	1380 lm	2060 lm	2480 lm	3980 lm	5280 lm
2700K	1338 lm	1990 lm	2400 lm	3720 lm	5120 lm

*Tolerance $\pm 8\%$

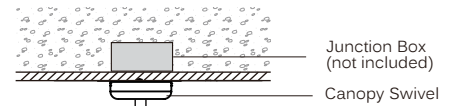
Dimensions



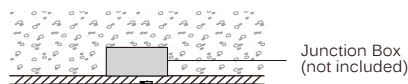
Mounting Options



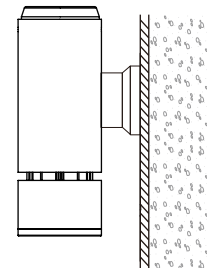
Surface Mount



Stem



Adjustable Aircraft Cable



Wall Mount

ADVANCED HIGH CEILING

4" Cylinder Series

DMX Requirements*

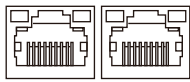
The Cylinder Slim LED fixture with DMX is a ONE CHANNEL DMX unit.

When placing order, please indicate DMX address. (The DMX address will be listed on the back of the fixture.)

The LED fixture provide RJ45 Socket or XLR socket to connect. (DMX cable NOT included.)

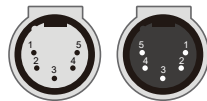
The final fixture should be terminated by the use of DMX Terminator (by others).

RJ45 Sockets

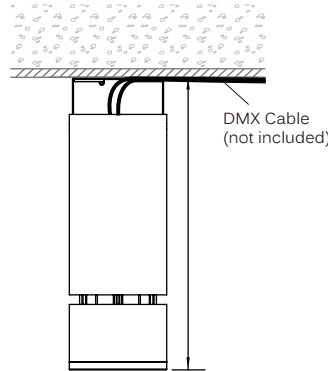


DMX IN DMX OUT

XLR Sockets



DMX IN DMX OUT



CONNECTION	RJ45 (CAT5e)	5-PIN XLR
Common	WHITE/BROWN(PIN7) & BROWN(PIN 8)	PIN 1
Signal -	ORANGE(PIN 2)	PIN 2
Signal +	WHITE/ORANGE(PIN 1)	PIN 3
Spare		PIN 4
Spare		PIN 5

Compatible TRIAC Dimmer List

LUTRON PART NO.

MRF2-6ND-120	HQRD-6NA	RRD-10ND	SZ-6ND
RRD-6NA	HQRD-6ND	HQRD-10ND	